


1. Leave the airport and drive up the hill.



2. There is a junction at the top of the road - turn right.




3. After 2km there is a junction - follow the road round into Ntomata





4. After another 1.4km, bear right.



5. After 500m there is a sharp right bend in the road.



6. After another 300m take a left.







7. After 350m you will come to a crossroads - turn right and follow the road for 1.9km.



8. Turn left at the junction.



9. After 850m turn off sharp right.





10. After another 800m bear left.



11. After another 1.4km the road bears right and there is a junction on the inside of this bend - this is the entrance to Mitakata.



12. After about 190m take a right down the track.



13. We are about 35m down the road on the left.

